

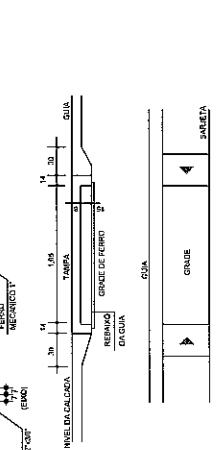


ANEXO I-B

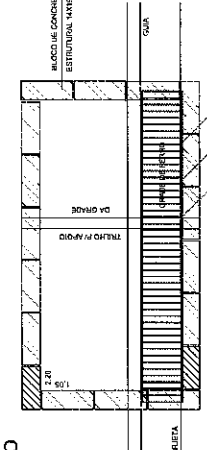
PROJETO

OS, AS CHAVES DEVEM SER ESTADAS DE SISTEMA ABSOLUAMENTE A FIM DE SER PERMITIR MANTIMENTO DAS GALERIAS

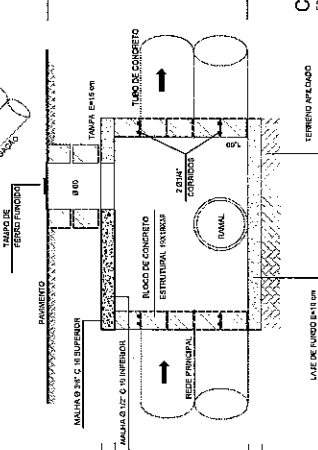
GRADE DE FERRO
ESCALA: 1:20



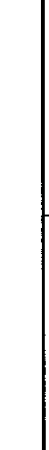
DETALHE REBAIXO
ESCALA: 1:10



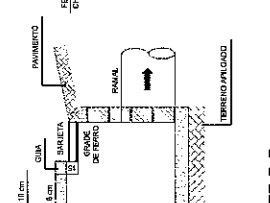
BOCA DE LOBO DUPLA
ESCALA: 1:20



CORTE A-A
ESCALA: 1:20




BOCA DE LOBO
ESCALA: 1:20



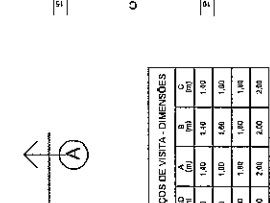
CORTE B-B
ESCALA: 1:20




DETALHE - DRENO
ESCALA: 1:20



BOCA DE LOBO
ESCALA: 1:20

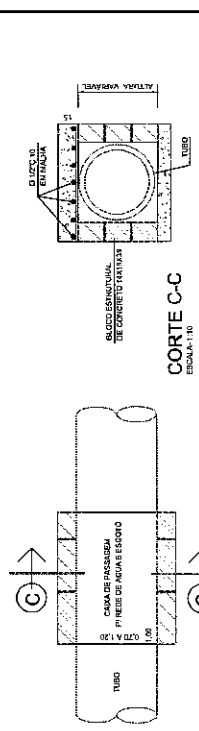


POÇO DE VISITA
ESCALA: 1:20

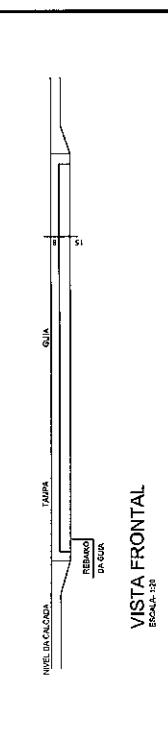


POÇOS DE VISITA - DIMENSÕES

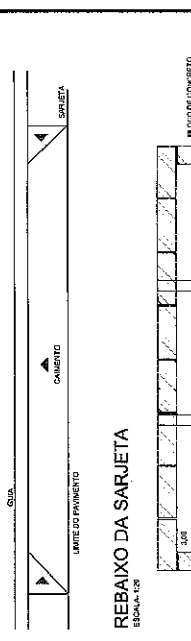
TUBO (mm)	A (mm)	B (mm)	C (mm)
600	1.00	1.00	1.00
800	1.00	1.00	1.00
1000	1.00	1.00	1.00
1200	2.00	2.00	2.00



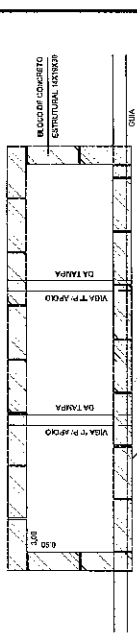
CORTE C-C
ESCALA: 1:10



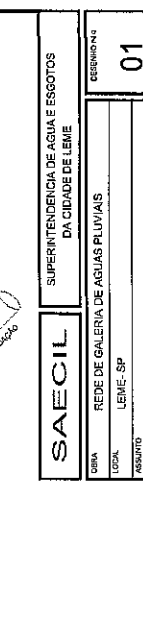
VISTA FRONTAL
ESCALA: 1:20



REBAIXO DA SARJETA
ESCALA: 1:20



BOCA DE LOBO TRIPLA
ESCALA: 1:20



SAE OIL

SUPERINTENDENCIA DE AGUAS E ESGOTOS
DA CIDADE DE LEME

REDE DE GALERIA DE AGUAS PLUVIAIS

LEME - SP

DETALHES - BOCA DE LOBO E POÇO DE VISITA

01

REVISOR: _____ DATA: _____

PROJ. EXEC. _____

PROJ. EXEC. _____