## Locação das Estacas
Esc: 1/50

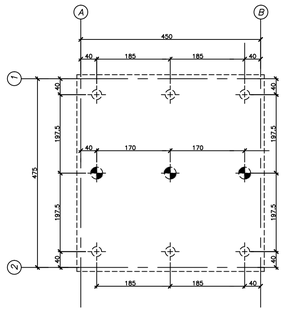


## Fôrma da Fundação
Esc: 1/50

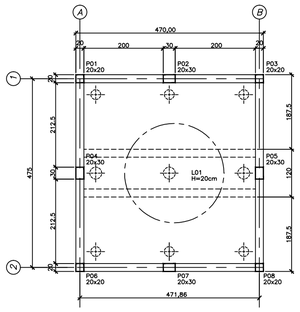


## Fôrma do Respaldo
Esc: 1/50

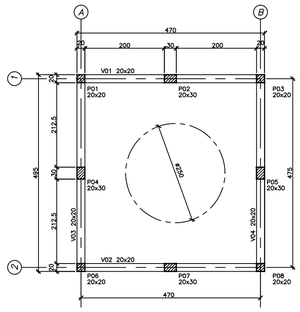


## Vista Eixo B
Esc: 1/50

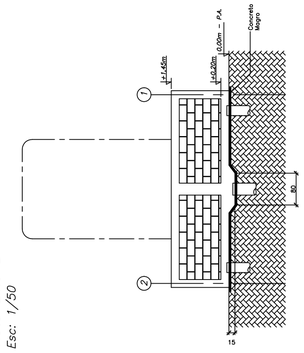


## Estaca ø25 (06x)
(sem escala)

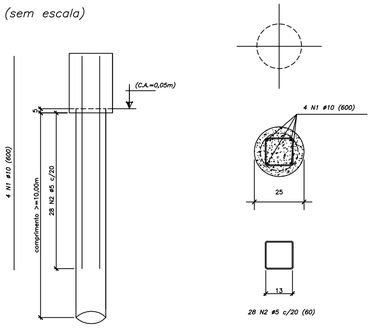


## Estaca ø30 (03x)
(sem escala)

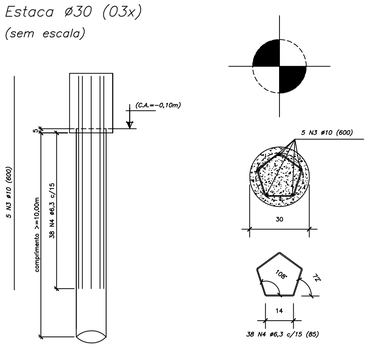


## Vista Eixo 2
Esc: 1/50

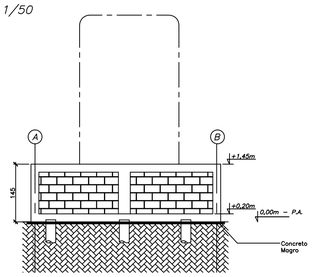


## V01 e V02 (20x20)
Esc: 1/25

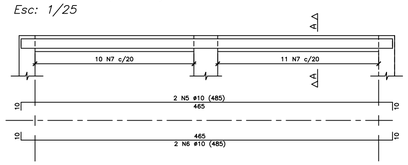


## Corte A

## Armação L01
Esc: 1/25

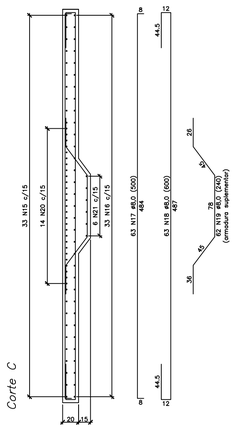


## Corte A

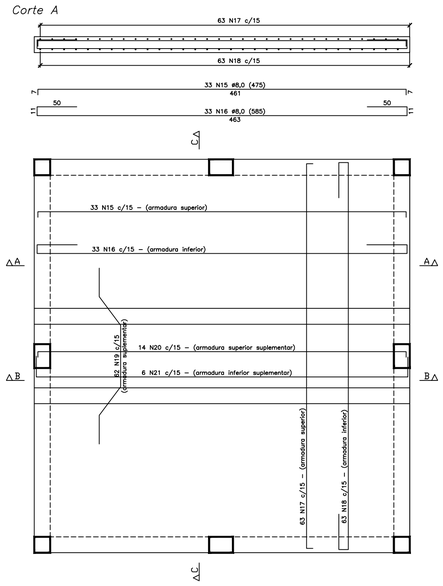


## Corte B

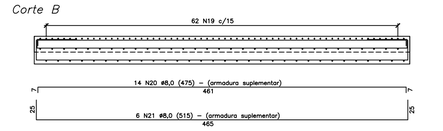


## V03 e V04 (20x20)
Esc: 1/25

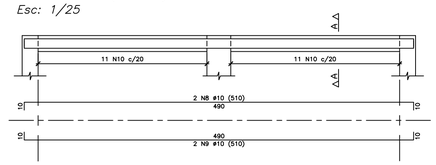


## Corte A

## P01, P02, P06, P08. 20x20
Esc: 1/10

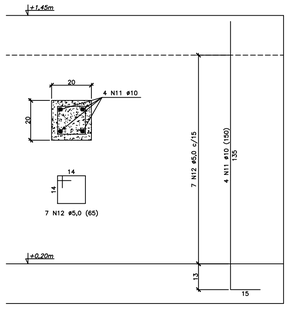


## P02, P04, P05, P07 20x30
Esc: 1/10

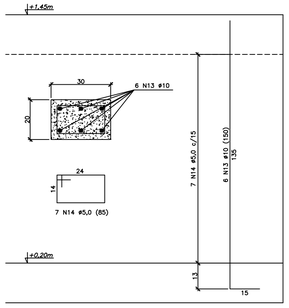


## TABELA DE FERROS

| N. | F(mm) | QUANT. | COMP/TO UNIT. (m) |
|---|---|---|---|
| N1 | 10,0 | 24 | 6,00 |
| N2 | 5,0 | 168 | 0,60 |
| N3 | 10,0 | 15 | 6,00 |
| N4 | 6,3 | 114 | 0,85 |
| N5 | 10,0 | 2 | 9,60 |
| N6 | 10,0 | 2 | 9,60 |
| N7 | 5,0 | 42 | 0,65 |
| N8 | 10,0 | 2 | 5,10 |
| N9 | 10,0 | 2 | 5,10 |
| N10 | 5,0 | 22 | 0,65 |
| N11 | 10,0 | 8 | 1,50 |
| N12 | 5,0 | 14 | 0,65 |
| N13 | 10,0 | 24 | 1,50 |
| N14 | 5,0 | 28 | 0,85 |
| N15 | 8,0 | 16,5 | 9,50 |
| N16 | 8,0 | 16,5 | 10,60 |
| N17 | 8,0 | 31,50 | 5,00 |
| N18 | 8,0 | 31,5 | 6,00 |
| N19 | 8,0 | 31 | 2,40 |
| N20 | 8,0 | 7 | 9,50 |
| N21 | 8,0 | 3 | 9,90 |
| . | . | . | . |
| . | . | . | . |
| . | . | . | . |
| . | . | . | . |
| . | . | . | . |
| . | . | . | . |
| . | . | . | . |

## RESUMO

| F(mm) | COMP. (m) | PESO + 5% (kg) |
|---|---|---|
| ACO CA–50A | | |
| 6,3 | 96,90 | 24,92 |
| 8,0 | 848,75 | 352,02 |
| 10,0 | 340,80 | 220,77 |
| 12,5 | . | . |
| 16,0 | . | . |
| 20,0 | . | . |
| 25,0 | . | . |
| . | . | . |
| . | . | . |
| . | . | . |
| ACO CA–60B | | |
| 3,4 | . | . |
| 4,2 | . | . |
| 5,0 | 175,30 | 87,65 |
| 6,0 | . | . |
| . | . | . |
| . | . | . |
| . | . | . |
| TOTAIS (kg) | | 685,36 |

## NOTAS:

1– VERIFICAR MEDIDAS EM OBRA.
2– MEDIDAS EM CENTIMETRO E NIVEIS EM METRO.
3– P.A.= PISO ACABADO – VER PROJETO DE TÉCNICO.

## ESPECIFICAÇÕES:

1– ACO CA–50A: fyk = 500MPa.
2– CONCRETO: fck ≥ 20MPa.
3– CONCRETO P/ ESTACAS: fck ≥ 15MPa.
4– COBRIMENTO DAS ARMADURAS: ≥ 3,0cm.

| REV. | DATA | REVISÕES | VERIF. | APROV. |
|---|---|---|---|---|
| 0 | | EMISSÃO INICIAL | | |

CLIENTE: SAECIL
OBRA: Base de Tanques
DESCRIÇÃO: Fôrmas e Armações
A.R.T.: .
Projeto: 0505c
Rev.: 00
FOLHA: ALT
Des. | Ver. | Esc. 1/50

COMENTÁRIO DE CORES:

| COR | ESPESSURA |
|---|---|
| VERDE | 0,25 |
| AZUL | 0,50 |
| VERMELHO | 0,75 |
| AMARELO | 1,00 |
| CINZA | 0,35 |

* demais cores, todas com espessura de 0,1mm.